

## Autumn 2010



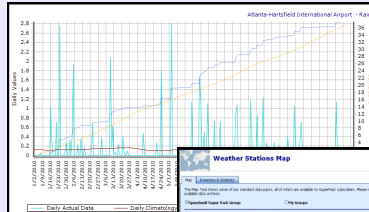
Weather risk management is crucial for any business involved in energy, agriculture, insurance, and weather derivative trading. The past few months have brought renewed growth in the weather market with new entrants and increased volumes. Welcome, to all of our new clients.

### Weather Apps ([www.SpeedwellWeather.com](http://www.SpeedwellWeather.com))

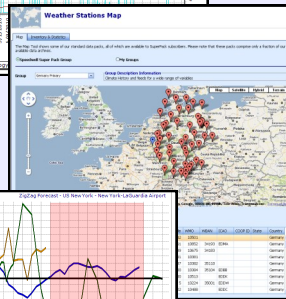
We continue to expand our catalogue of weather apps. Each app focuses on a specific user need. Functionality ranges from mapped weather data inventories, to forecast verification, to Weather Derivatives pricing systems.

#### New and Noteworthy Apps:

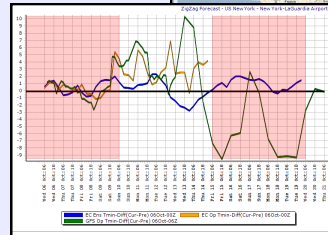
**Actuals Vs Climatology**  
Tabular or graphical view of any weather variable relative to climate normals for any period.



**SuperPack**  
Click here to view our weather data packs. These packs and more are available to SuperPack subscribers or are available individually.



**ZigZag Forecasts**  
Real time graphical representation of the change in forecast from the previous run. Updated as each time step becomes available



### NEW PRODUCT

#### Forecast Change Analysis

A quick guide of the day to day change in modeled CME futures prices as a result of change in the forecast and the impact of daily accrual

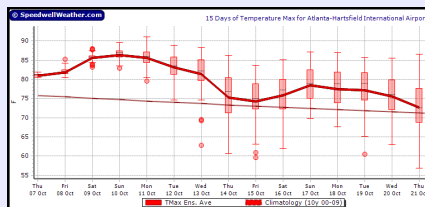
CME Close	IndexMean (Actuals + 15-day Forecast + 10 yr Historical)	IndexMean Change (Actuals + 15 day Forecast + 10 Yr Historical)
101	96.4	-3.1
274	297.8	-2.4
325	332.5	-2.7
331	337.5	-13.2
288	291.9	-5.5
	430.3	8.7

### FREE TRIAL

### Speedwell Forecasts

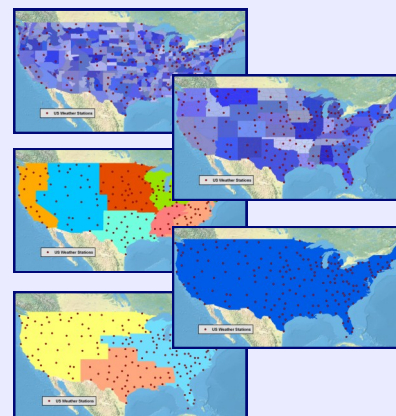
Daily maximum and minimum temperature & precipitation forecasts for hundreds of locations:

- 15-day, monthly, and seasonal forecasts
- ECMWF based
- All ensembles and/or ensemble mean
- Online verification
- FTP and/or web delivery
- ZigZag (see apps)



### Weighted Degree Days

- Use the data to estimate the EIA natural gas storage and withdrawal forecasts (high weather correlation)
- Use the data to examine historical events in the context of recent, current, or upcoming extreme weather events
- Correlate with energy usage



344 Climate Divisions

48 State Divisions

9 Regions

Producing and Consuming

National

### SuperPack Update

- Expanded eastern European coverage
- Expansion of sites offering hourly solar radiation in Europe
- Our range of supported private U.S. networks has been further extended with the addition of Azmet sites in Arizona. We have also added the U.S. buoy network